

Ferrari Challenge Trofeo Pirelli Asia Pacific Rd.4

Ferrari Challenge Race②

2018/7/11 15:20



Official classification

Weather : Cloudy

Track : Dry

Fuji Speedway(4,563m)

Pos	No	Name	Nat	Lap	Total Time	Ave. km/h	Gap	Best Time	Lap
Pirelli				Start Time :13:48'33	Finish Time :14:19'10.520	Entry :10	Start :10	Finish :7	
1	8	Renaldi Hutasoit	INA	16	30'37.520	142.439		1'44.489	3
2	80	Alex Au	HKG	16	30'37.776	142.419	0.256 0.256	1'44.939	4
3	5	Martin Berry	AUS	16	30'44.292	141.916	6.772 6.516	1'44.818	4
4	1	Philippe Prette	ITA	16	30'45.086	141.855	7.566 0.794	1'46.044	4
5	24	Go Max	JPN	16	30'51.146	141.390	13.626 6.060	1'46.265	3
6	7	Ken Seto	JPN	16	30'53.696	141.196	16.176 2.550	1'46.223	7
*1	7	Takeshi Kitai	JPN	16	31'15.327 (30'50.327+25s)		37.807 21.631	1'44.768	6
**** Not Classified ****									
	72	Jun Aoki	JPN	8	14'23.150	150.982	8Laps 8Laps	1'45.615	4
	99	Wei Lu	CAN	2	5'05.064	104.107	14Laps 6Laps	3'17.262	2
	48	Angelo Negro	ITA	0					



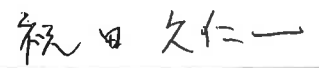
Shell AM				Start Time :13:48'33	Finish Time :14:19'32.154	Entry :14	Start :12	Finish :9	
1	149	David Dicker	AUS	16	30'59.154	140.781		1'46.797	14
2	121	Hidenobu Oba	JPN	16	31'04.998	140.340	5.844 5.844	1'46.998	5
3	186	Min Xiao	CHN	16	31'05.689	140.288	6.535 0.691	1'47.110	8
4	100	Evan Mak	HKG	16	31'08.837	140.052	9.683 3.148	1'49.010	7
5	127	Grant Baker	NZL	16	31'09.095	140.033	9.941 0.258	1'48.629	5
6	161	Motohiro Ogura	JPN	16	31'11.275	139.870	12.121 2.180	1'49.105	16
7	175	Karim Nagadipurna	INA	16	31'23.286	138.978	24.132 12.011	1'50.030	8
8	199	Kanthicha Chimsiri	THA	16	31'33.938	138.196	34.784 10.652	1'51.306	8
9	109	Yansheng Liang	CHN	15	31'49.930	128.438	1Lap 1Lap	1'52.754	4
**** Not Classified ****									
	158	Kent Chen	TPE	9	16'58.708	144.052	7Laps 6Laps	1'48.845	7
	123	Hideo Honda	JPN	3	7'13.329	111.200	13Laps 6Laps	1'51.816	2
	189	Rezza Kamaditya	INA	1	2'31.019	101.526	15Laps 2Laps		

Shell				Start Time :13:48'33	Finish Time :14:19'13.756	Entry :13	Start :12	Finish :10	
1	157	Tani Hanna	LBN	16	30'40.756	142.189		1'45.920	14
2	116	Johannes Setiawan	INA	16	30'44.161	141.926	3.405 3.405	1'46.031	5
3	166	Hidehiko Hagiwara	JPN	16	30'46.072	141.779	5.316 1.911	1'46.353	14
4	188	Tiger Wu	TPE	16	30'48.410	141.600	7.654 2.338	1'46.850	5
5	184	Michael Choi	HKG	16	30'48.670	141.580	7.914 0.260	1'46.533	5
6	176	Motoharu Sato	JPN	16	30'49.352	141.528	8.596 0.682	1'46.018	5
7	170	Ryu Seya	JPN	16	31'02.161	140.554	21.405 12.809	1'46.653	6
8	168	Yanbin Xing	CHN	16	31'02.352	140.540	21.596 0.191	1'47.713	8
9	163	Vincent Wong	HKG	16	31'35.485	138.083	54.729 33.133	1'48.244	5
10	150	Kazuyuki Yamaguchi	JPN	13	25'45.547	137.462	3Laps 3Laps	1'45.964	5
**** Not Classified ****									
	128	Charles Chan	HKG	2	3'53.283	136.140	14Laps 11Laps	1'49.237	2
	108	Eric Zang	CHN	1	2'35.996	98.287	15Laps 1Lap		

Fastest Lap

Pirelli	1'44.489 (3 / 16)	157.211 km/h	8	Renaldi Hutasoit
Shell AM	1'46.797 (14 / 16)	153.813 km/h	149	David Dicker
Shell	1'45.920 (14 / 16)	155.087 km/h	157	Tani Hanna

SafetyCar 14:04.14~14:12.03 (8~12Laps)

Steward	Clerk of the Course	Chief Timekeeper
		

*1 CarNo.52, Car 52, 25seconds penalty, stewards decision no.15

Stewards of the Meeting		
